

Scheduling Technology Related Tasks, Projects, and Assignments

For CM Piano and Voice Students

Copyright © 2012 Elizabeth C. Axford



Technology Options

Apps	Software	Videos	Websites
MP3	CDs	DVDs	MIDI/Digital Audio



Devices

**Mac
Computer**

**PC
Computer**

**Digital
Piano**

**Keyboard/
DAW**

**MP3 Player
(iPod)**

**Smart Phone
(iPhone, Android)**

**Tablet
(iPad, Kindle Fire)**

**CD/DVD
Player**



Tasks, Projects, and Assignments

TASKS – Do During the Lesson to Reinforce the Topic

PROJECTS – LONG TERM (Quarter/Semester/Trimester): Compositions, Arrangements, Transcriptions/Scoring, Recordings, Research, Term Papers, Presentations, Performances, Music History & Appreciation Chart

ASSIGNMENTS – SHORT TERM (Weekly/Monthly): Do At Home Between Lessons, e.g. Worksheets, Software or App Units, Internet Searches, Website Lessons, Short Papers, Compositions, Recordings



Certificate of Merit Topics

Music Theory

Sight Reading

Ear Training/Aural Skills

Technique

Music History and Appreciation

Repertoire/Music Literature

Composition

Improvisation



National Standards for Music

1. Singing, alone and with others, a varied repertoire of music.
2. Performing on instruments, alone and with others, a varied repertoire of music.
3. Improvising melodies, variations, and accompaniments.
4. Composing and arranging music within specified guidelines.
5. Reading and notating music.
6. Listening to, analyzing, and describing music.
7. Evaluating music and music performances.
8. Understanding relationships between music, the other arts, and disciplines outside the arts.
9. Understanding music in relation to history and culture.



Music Theory

Tasks	Assignments	Projects
Music Theory		
Practice note and rhythm identification, music symbols, intervals, key signatures, scales, and chords using the: ChordSense 2 Basic Intervals App Circle of Fifths HD App Circle Theory App Dolce Music Flash Cards App Nota for iPad App iImprov Apps Intervals and Triads App Music Theory 101 and 102 Apps Music Theory Pro App Music Theory and Practice by Musicopoulos App Music Theory Flashcards with Audio App Music Theory for Beginners App Music Theory Lessons App MusicTheory App Note-A-Lator App PianoHead App Treble Clef Kids Apps	Review the MusicTheory.net Lessons on the Web or by using the Theory Lessons App. Do the MusicTheory.net Exercises on the Web or by using the Tenuto App. Complete Units in Alfred's Essentials of Music Theory, MiBac Music Lessons, Music Ace, Midisaurus Music, or Groovy Music Software. Complete Units in the: Music Theory Analysis App Music Theory Basics App Music Theory Chords App Music Theory Intervals App Music Theory Keys App Music Theory Notes App Music Theory Rhythms App Music Theory Tutorials App Music Theory Video Tour App Wolfram Music Theory Course App	Complete the Note-A-Lator quizzes. Complete Finale Worksheets. Complete free music theory worksheet downloads from: http://makingmusicfun.net/html/printit.htm www.gmajormusictheory.org/Fundamentals/workbooks.html www.opusmusicworksheets.com/ Compile all print-outs in sleeves in a binder to keep for future reference.

Sight Reading

	Tasks	Assignments	Projects
Sight Reading	<p>Practice sight reading notes with the:</p> <ul style="list-style-type: none">iNote Trainer AppMpt Note Speller AppMusic Flashcards AppDoReMemory AppMusic for Little Mozarts AppMusic Man AppMusic Notes Flashcards AppMusic Reading Essentials AppMusic Tones AppMusic Tutor AppMusic Tutor Sight Reading AppFun With Notes AppNote Trainer Plus HD AppNotes! Learn to Read Music AppNoteTime for Piano AppPiano Notes! Learn to Read Music AppPianoNotes Pro AppPianoTutor AppSight Reading HD App	<p>Create words and/or short stories using the music alphabet. Write them out on staff paper, then notate them in Finale Notepad using note values to fit 2/4, 3/4, 4/4, and 6/8 meter time signatures.</p>	<p>Download public domain pieces of sheet music from the Internet and practice sight-reading them or use the Finale repertoire pieces.</p> <p>http://imslp.org/wiki/ http://www.pdinfo.com/ www.mutopiaproject.org/ www.pianopublicdomain.com/ www.sheetmusicarchive.net/</p> <p>Compile all print-outs in sleeves in a binder to keep for future reference.</p> <p>Print on card stock for performance purposes.</p>




Ear Training/Aural Skills

	Tasks	Assignments	Projects
Ear Training	<p>Listen to note sounds and learn the music alphabet using the Animal Melody App.</p> <p>Practice identifying intervals by sight and by sound by using the Music Intervals App or the IntervalPhobia App.</p> <p>Practice pitch memory using the Music Cubes App or the Piano Game X App.</p> <p>Check pitch singing accuracy using the VocalLab App.</p>	<p>Complete Units in the EarMaster Pro App.</p> <p>Do the MusicTheory.net Ear Training Exercises on the Web or use the Tenuto App.</p> <p>Develop Aural Skills with the: Do Re Mi Ear Training App Ear Coach App Ear Training App Hit the Note! App Inner Ear App Intermediate Ear Training App Perfect Ear Pro App Piano Ear Training App HearItNoteIt! App Pocket Ear Trainer App Solfa Do Re Mi Ear Method App</p> <p>Complete problems in the Dolce Ear Training App on rhythm recognition, intervals, and chord building.</p> <p>Practice hearing chords and their inversions by using the ChordPhobia App and the InversionPhobia App.</p>	<p>Given the starting pitch, sing the solfege to each 5-finger pattern and/or scale in major and minor, ascending and descending.</p> <p>Complete an ear training quiz including interval, chord, and major and minor scale identification as well as rhythmic and melodic dictation.</p>

Technique

	Tasks	Assignments	Projects
Technique	<p>Review the white and black key names using the Music Keys App.</p> <p>Hear, visualize, play on the piano, and/or sing the various scales, modes, and chords using the:</p> <ul style="list-style-type: none">Chord Explorer AppEasy Piano Chords AppKeyboardTools AppKeyChord AppLearn Piano Chords HD AppLearn Piano Scales HD AppPiano Professor AppPianochords App	<p>Practice each 5-finger pattern, tetrachord, scale, chord progression and cadence using a digital metronome, the TapNTempo App, or the Metronome Plus App and various instrument sounds.</p> <p>Review scales and chords using the Ebony&Ivory App and the ScalePhobia App.</p> <p>Study and practice with instructional CDs or DVDs or play-along/sing-along CDs.</p> <p>Practice vocal exercises with the VocalEase App, melody memory with the Simple Solfege App, or use the Prima Vista Sight Singing App.</p>	<p>Write out each 5-finger pattern, tetrachord, scale, chord progression, and cadence on staff paper then notate each in Finale Notepad.</p> <p>Create a Playlist of vocal warm-ups and exercises in iTunes.</p> <p>Compile all print-outs in sleeves in a binder to keep for future reference.</p>




Music History and Appreciation

	Tasks	Assignments	Projects
Music History	<p>Learn and listen to various instrument sounds using the: Jazzy ABC App Musical Flash Cards App Musical Instruments App FlashMusic App My First Classical Music App Music School for Toddlers App Orff Music for Kids Apps Piano. App</p> <p>Review chapters in Roger Kamien's text or e-book <i>Music - An Appreciation</i> along with the interactive McGraw-Hill website.</p> <p>Learn about music history and composers using the: Glossary of Music App The Great Composers App Young Music Genius: Classical Wiz App This Day in Music App Today in History App</p>	<p>Monthly one-page paper on a composer using the Internet to research. www.classical-composers.org www.classical.net www.classicalarchives.com www.musicandhistory.com www.naxos.com</p> <p>Classical Composers Poster www.carissimi.com</p>	<p>Complete the Music History and Appreciation Chart</p> <p>Compile all papers in sleeves in a binder to keep for future reference.</p> <p>Take an online course in Music Appreciation, "Exploration of Western Classical Music" at http://www.phoenix.edu/</p>

Repertoire/Music Literature

	Tasks	Assignments	Projects
Repertoire	<p>Listen to and/or watch recordings of pieces studied on CD, DVD, YouTube, or TV.</p> <p>Learn from the critique of others on American Idol, The Voice, etc.</p> <p>Download professional recordings, karaoke tracks, or videos from the iTunes Store or the Amazon.com MP3 Store. Sort them into Playlists and carry them with you on an iPod. Look for legal freebies!</p> <p>Attend live performances of music of all genres. Learn conducting patterns using the Maestro App.</p>	<p>Monthly one-page paper on a composition using the Internet to research.</p> <p>Download and complete lessons, worksheets, and games on composers and various musical styles from http://www.funmusicco.com/products1.shtml</p> <p>Download and read free printable books on composers and more at http://www.tlsbooks.com/musicworksheets.htm</p>	<p>Complete the Music History and Appreciation Chart</p> <p>Compile all papers in sleeves in a binder to keep for future reference.</p> <p>Keep track of pieces you are able to play or sing with the My Repertoire App.</p>



Music History and Appreciation Chart

	Baroque	Classical	Romantic	20 th Century/ Contemporary
List 3 Composers				
For Each Composer, List 3 Compositions				
List 3 Historical Events - Musical				
List 3 Historical Events - General				
List 3 Artists (Painters, Sculptors, Writers, etc.)				
List 3 Innovations - Musical				
List 3 Innovations - General				




Composition

	Tasks	Assignments	Projects
Composition	<p>Create a tune using only the black keys. Add a drum loop or accompaniment pattern.</p> <p>Create a tune using only the white keys. Add a drum loop or accompaniment pattern.</p> <p>Create a tune using both black keys and white keys. Add primary chords, then secondary chords, then chord substitutions. Add a drum loop or accompaniment pattern.</p> <p>Write a song in a popular style or in a classical or musical theater style. Collaborate with a teacher or another student.</p>	<p>Create tunes using each of the 5-finger patterns or scales and common chord progressions. Try using the different instrument sounds and adding accompaniment patterns on a keyboard or digital piano.</p> <p>Harmonize simple folk tunes or add a new lyric to a folk tune using public domain sheet music or midi files downloaded from the Internet.</p> <p>Compose original tracks or arrangements using Band-in-a-Box software, GarageBand, or Logic.</p>	<p>Perform an original composition as a solo or using drum loops or an accompaniment pattern on a keyboard or digital piano. Use the piano sound or different instrument sounds, or sing.</p> <p>Record original compositions using GarageBand or Audacity.</p> <p>Notate original compositions using Finale NotePad, Finale, or Sibelius, etc.</p> <p>Take an online course at www.SongU.com or http://www.berkleemusic.com/school/courses/</p>



Improvisation

	Tasks	Assignments	Projects
Improvisation	<p>Improvise a tune using the: Chops App Chordbot Pro App CutieMelody App iImprov Modal App Jellybean Tunes App Kids Music App MusicSparkle App</p> <p>Play a drum loop or accompaniment pattern on a keyboard or digital piano and improvise to it using various instrument sounds.</p> <p>Sing nonsense syllables or scat over a jazz chord progression, a drum loop, or an accompaniment pattern.</p>	<p>Record improvised melodies (played or sung) while performing them either directly on a keyboard or digital piano or by using GarageBand. Singers will use a microphone or a built in mic.</p> <p>Transcribe the improvised melody and notate it on staff paper and then in Finale NotePad.</p>	<p>Perform improvised tunes (played or sung) using 2/4, 4/4, 3/4, and 6/8 meter drum loops and unique instrument sounds.</p>



All Content Copyright © 2012

Elizabeth C. Axford

For a .pdf of this presentation:

Send an e-mail to lizaxford@pianopress.com

